



# GLOBAL LINKS

PRODUCTS OF CANADA LTD

# INDEX

## PLAIN BEARING

	<b>3½ x 3½</b>
01 . . . . .	Thin Leaf
01 . . . . .	Solid Brass
02 . . . . .	Stainless Steel
	<b>3½ x 3<sup>11</sup>/<sub>16</sub></b>
02 . . . . .	Fast Fit
	<b>4 x 4</b>
03 . . . . .	Thin Leaf
03 . . . . .	Stainless Steel
	<b>4½ x 4</b>
04 . . . . .	Thick Leaf
	<b>4 x 5</b>
04 . . . . .	Swing Clear

## BALL BEARING

	<b>3½ x 3½</b>
05 . . . . .	Thin Leaf
05 . . . . .	Thick Leaf
06 . . . . .	Solid Brass
	<b>4 x 4</b>
06 . . . . .	Thin Leaf
07 . . . . .	Thick Leaf
07 . . . . .	Solid Brass
08 . . . . .	Stainless Steel
	<b>4½ x 4</b>
08 . . . . .	Thick Leaf
09 . . . . .	Stainless Steel
09 . . . . .	Concealed

## SPRING / SELF-CLOSING

	<b>3½ x 3½</b>
10 . . . . .	Imported
	<b>4 x 4</b>
10 . . . . .	Imported
	<b>4½ x 4</b>
11 . . . . .	Imported

## ACCESSORIES

### Door Latch

12 . . . . .	Ball Latch
12 . . . . .	Roller Latch
13 . . . . .	Magnet Set
13 . . . . .	Flush Bolts

### Adjustable Strike

14 . . . . .	Single Adjustable Strike
14 . . . . .	Adjustable Strike
14 . . . . .	Double Adjustable Strike

### Miscellaneous

15 . . . . .	Bi-Fold Hardware
15 . . . . .	Door Viewers
15 . . . . .	Strike Plates

## INFORMATION

### Ordering

00 . . . . .	How-To
16 . . . . .	Terms & Conditions

## HOW-TO

Call (604) 777-0811  
 Fax (604) 777-0822  
 Toll Free 1 (800) 662-1590  
 Email Sales@GlobalLinks.ca

## UNIT OF MEASUREMENT

All dimensions, sizes, measurements, and radii in this catalog are described using imperial units

## LABELLING

Global Links product code for hinges can be broken down into 5 specific divisions:

### EXAMPLE

#### B 350 R58 C4 A

1. *Type* **B** Residential Ball Bearing
2. *Size* **350** 3½ x 3½
3. *Radius* **R58** 5/8 Radius
4. *Finish* **C4** Brass
5. *Packaging* **A** Assembled

#### 1. Type - B 350 R58 C4 A

Plain Bearing | *No Designation Required*

- B** Residential Ball Bearing
- BB** Commercial Ball Bearing
- S** Solid Brass
- SPR** Spring Hinge

#### 2. Size - B 350 R58 C4 A

- 350** 3½ x 3½
- 351** 3½ x 3<sup>11</sup>/<sub>16</sub>
- 440** 4 x 4
- 454** 4½ x 4
- 450** 4½ x 4½
- 405** 4 x 5 Swing Clear

#### 3. Radius - B 350 R58 C4 A

- R00** Square Corner
- R14** 1/4 Radius
- R58** 5/8 Radius
- R50** 5/8 x Square

#### 4. Finish - B 350 R58 C4 A

- C10B** Oil Rubbed Bronze
- C12** Tuscan Copper
- C15** Satin Nickel/Nickel Plated
- C17A** Antique Nickel
- C26** Polished Chrome
- C26D** Satin Chrome
- C2G** Zinc Plated
- C32D** Brushed Stainless Steel
- C3** Polished Brass
- C4** Bright Brass
- C5** Antique Brass
- CP** Primed White
- L1** Primed/Matte Black

00

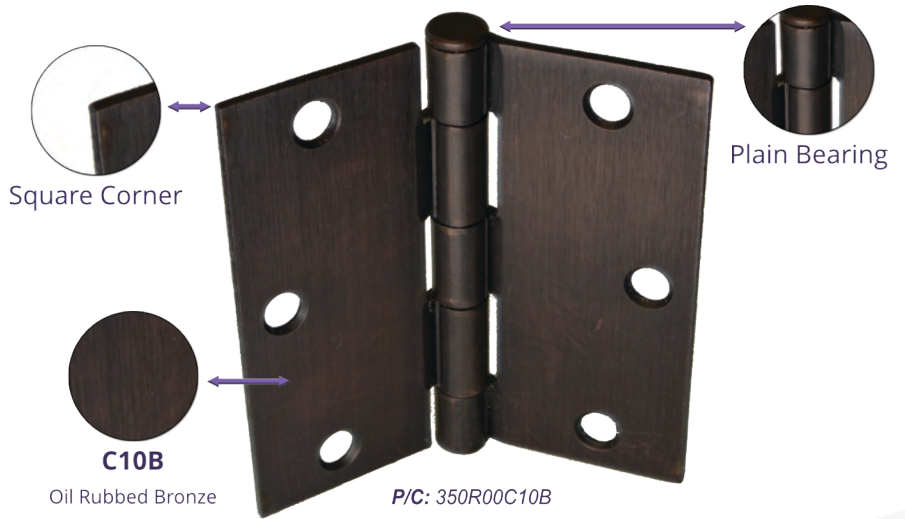
#### 5. Packaging - B 350 R58 C4 A

- A** Assembled
- U** Un-Assembled
- P** Packaged
- N** Non-Removable Pin

# PLAIN BEARING

**3 1/2 x 3 1/2**  
Thin Leaf

- Full mortise hinge made of 2.2mm steel material
- Widely used on 1-3/8" hollow or solid core wood doors




Product Code	Radius	Packaging	Per Case	C10B	C12	C15	C17A	C26	C26D	C2G	C32D	C3	C4	C5	CP	L1
350R14 A	1/4	Assembled *	100 each	•	•	•	•	•	•	•	•	•	•	•	•	•
350R14 U	1/4	Unassembled	100 each	•	•	•	•	•	•	•	•	•	•	•	•	•
350R58 A	5/8	Assembled *	100 each	•	•	•	•	•	•	•	•	•	•	•	•	•
350R58 U	5/8	Unassembled	100 each	•	•	•	•	•	•	•	•	•	•	•	•	•
350R00 A	SQ	Assembled *	100 each	•	•	•	•	•	•	•	•	•	•	•	•	•

\* Retail Packaging Available

01

**3 1/2 x 3 1/2**  
Solid Brass

- Full mortise hinge made of 2.5 mm solid brass material
- Widely used on 1-3/8" hollow or solid core wood doors




Product Code	Radius	Packaging	Per Case	C10B	C12	C15	C17A	C26	C26D	C2G	C32D	C3	C4	C5	CP	L1
S350R14C3	1/4	Packaged   1PK	100 each									•				
S350R58C3	5/8	Packaged   1PK	100 each									•				



## 3 1/2 x 3 1/2

Stainless Steel

- Full mortise hinge made of 2.2 mm steel material
- Widely used on 1-3/8" hollow or solid core wood doors
- Brushed stainless steel




Product Code	Radius	Packaging	Per Case	C10B	C12	C15	C17A	C26	C26D	C2G	C32D	C3	C4	C5	CP	L1
350R00C32D	SQ	Assembled	100 each								•					

## 3 1/2 x 3 11/16

Fast Fit

- Full mortise hinge made of 2.2mm steel material
- Widely used on 1-3/8" hollow or solid core wood doors
- Referred to as **Fast Fit** hinge




Product Code	Radius	Packaging	Per Case	C10B	C12	C15	C17A	C26	C26D	C2G	C32D	C3	C4	C5	CP	L1
351R50 A	5/8 x SQ	Assembled	100 each			•			•	•			•			•
351R50 P3	5/8 x SQ	Packaged   3PK	100 each			•			•	•			•			•

# PLAIN BEARING

## 4 x 4

### Thin Leaf

- Full mortise hinge made of 2.5mm steel material
- Widely used on 1-3/4" steel insulated doors



Product Code	Radius	Packaging	Per Case	C10B	C12	C15	C17A	C26	C26D	C2G	C32D	C3	C4	C5	CP	L1
440R14 A	1/4	Assembled *	100 each	•	•	•	•	•	•	•	•	•	•	•	•	•
440R14 U	1/4	Unassembled	100 each	•	•	•	•	•	•	•	•	•	•	•	•	•
440R14 NRP	1/4	Assembled	100 each	•	•	•	•	•	•	•	•	•	•	•	•	•
440R58 A	5/8	Assembled *	100 each	•	•	•	•	•	•	•	•	•	•	•	•	•
440R58 U	5/8	Unassembled	100 each	•	•	•	•	•	•	•	•	•	•	•	•	•
440R58 NRP	5/8	Assembled	100 each	•	•	•	•	•	•	•	•	•	•	•	•	•
440R50 A	5/8 x SQ	Assembled	100 each	•	•	•	•	•	•	•	•	•	•	•	•	•
440R50 U	5/8 x SQ	Unassembled	100 each	•	•	•	•	•	•	•	•	•	•	•	•	•
440R50 NRP	5/8 x SQ	Assembled	100 each	•	•	•	•	•	•	•	•	•	•	•	•	•
440R00 A	SQ	Assembled	100 each	•	•	•	•	•	•	•	•	•	•	•	•	•


\* Retail Packaging Available

03

## 4 x 4

### Stainless Steel

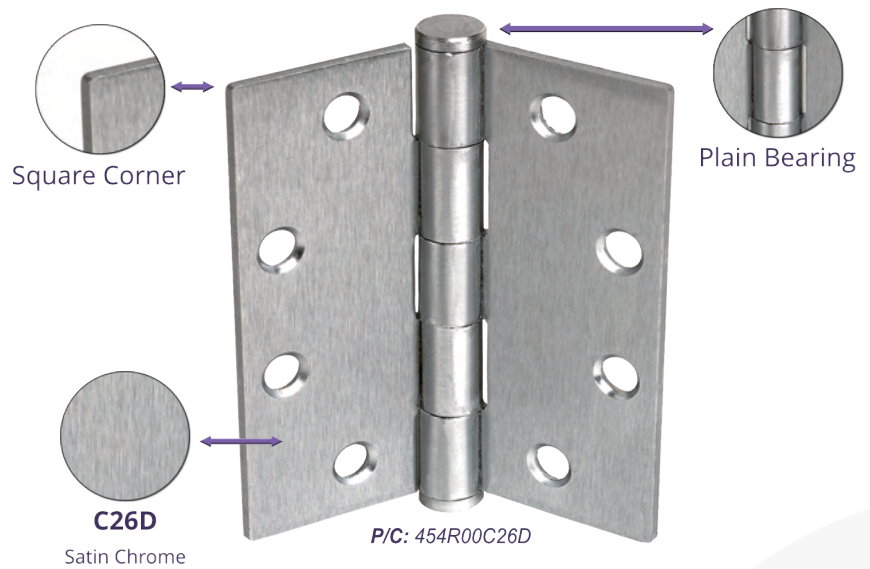
- Full mortise hinge made of 2.5 mm stainless steel material
- Widely used on 1-3/8" steel insulated doors
- Stainless steel pin



Product Code	Radius	Packaging	Per Case	C10B	C12	C15	C17A	C26	C26D	C2G	C32D	C3	C4	C5	CP	L1
440R14C32D	1/4	Assembled	100 each								•					
440R14C32D NRP	1/4	Assembled	100 each								•					
440R58C32D	5/8	Assembled	100 each								•					
440R58C32D NRP	5/8	Assembled	100 each								•					

## 4 1/2 x 4 Commercial Thick Leaf


- Full mortise template hinge made of 3.4 mm steel material
- Widely used on average and low frequency hollow, solid core wood or steel doors
- Standard weight
- Meets "ANSI" standards



Product Code	Radius	Packaging	Per Case	C10B	C12	C15	C17A	C26	C26D	C2G	C32D	C3	C4	C5	CP	L1
454R00	SQ	Packaged	3PK 48 each						•							
454R00 NRP	SQ	Packaged	3PK 48 each						•							

## 4 x 5 Swing Clear

- Used to clear brick moulding




Product Code	Radius	Packaging	Per Case	C10B	C12	C15	C17A	C26	C26D	C2G	C32D	C3	C4	C5	CP	L1
405R14SCN	1/4	Assembled	100 each	•		•		•	•				•			•
405R58SCN	5/8	Assembled	100 each	•		•		•	•				•			•



# BALL BEARING

## 3 1/2 x 3 1/2 Residential Thin Leaf

- Full mortise hinge made of 2.2mm steel material
- Widely used on 1-3/8" hollow or solid core wood doors




Product Code	Radius	Packaging	Per Case	C10B	C12	C15	C17A	C26	C26D	C2G	C32D	C3	C4	C5	CP	L1
B350R14	1/4	Assembled	100 each	•		•		•	•							•
B350R58	5/8	Assembled	100 each	•		•		•	•							•

05

## 3 1/2 x 3 1/2 Commercial Thick Leaf


- Full mortise hinge made of 3.0 mm steel material
- Widely used on 1-3/8" solid core wood doors



Product Code	Radius	Packaging	Per Case	C10B	C12	C15	C17A	C26	C26D	C2G	C32D	C3	C4	C5	CP	L1
BB350R14	1/4	Packaged   2PK	50 each	•		•	•	•	•			•		•		•
BB350R58	5/8	Packaged   2PK	50 each	•	•	•	•	•	•			•		•		•
BB350R00	SQ	Packaged   2PK	50 each	•			•	•	•							•

## 3 1/2 x 3 1/2 Solid Brass


- Full mortise hinge made of 2.5 mm solid brass material
- Widely used on 1-3/8" hollow or solid core wood doors
- Twist off button tips for easy upgrading to ball or steeple tips
- Stainless steel pin



Product Code	Radius	Packaging	Per Case	C10B	C12	C15	C17A	C26	C26D	C2G	C32D	C3	C4	C5	CP	L1
SBB350R14C3	1/4	Assembled	100 each									•				
SBB350R58C3	5/8	Assembled	100 each									•				

## 4 x 4 Residential Thin Leaf

- Full mortise hinge made of 2.5mm steel material
- Widely used on 1-3/8" steel insulated doors




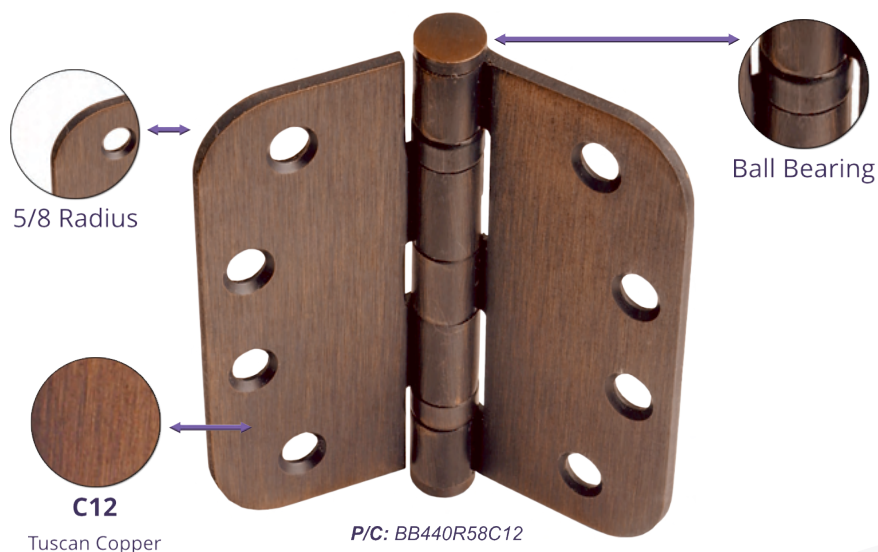
Product Code	Radius	Packaging	Per Case	C10B	C12	C15	C17A	C26	C26D	C2G	C32D	C3	C4	C5	CP	L1
B440R14	1/4	Assembled	100 each	•		•		•	•				•			•
B440R14 NRP	1/4	Assembled	100 each			•		•	•				•			•
B440R58	5/8	Assembled	100 each	•		•		•	•				•			•
B440R58 NRP	5/8	Assembled	100 each	•		•		•	•				•			•
B440R50	5/8 x SQ	Assembled	100 each			•		•	•							
B440R50 NRP	5/8 x SQ	Assembled	100 each			•		•	•							

# BALL BEARING

## 4 x 4

### Commercial Thick Leaf

- Full mortise hinge made of 3.3 mm steel material
- Widely used on 1-3/4" solid core wood or steel insulated doors



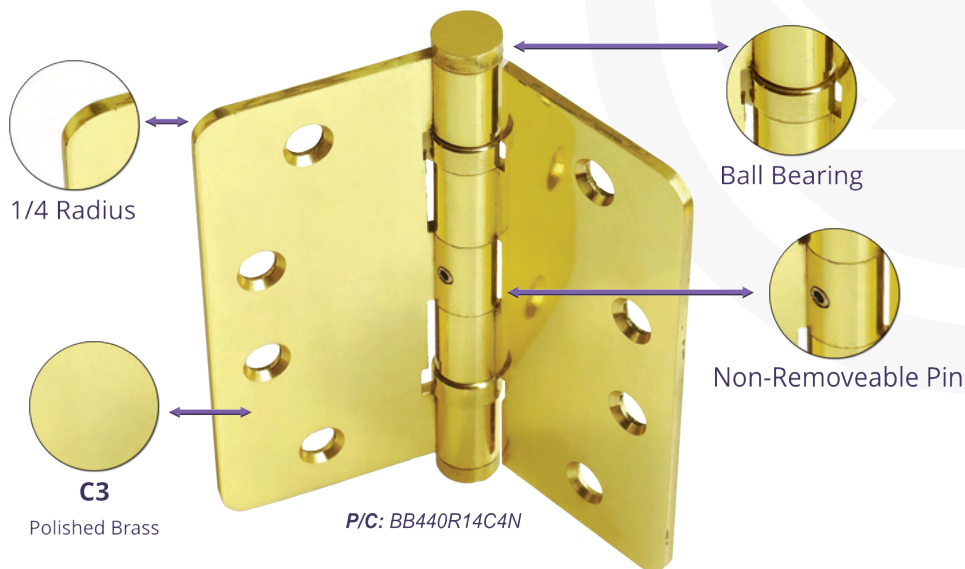
Product Code	Radius	Packaging	Per Case	C10B	C12	C15	C17A	C26	C26D	C2G	C32D	C3	C4	C5	CP	L1
BB440R14	1/4	Packaged	3PK 48 each	•	•	•	•	•	•	•	•	•	•	•	•	•
BB440R14 NRP	1/4	Packaged	3PK 48 each	•	•	•	•	•	•	•	•	•	•	•	•	•
BB440R58	5/8	Packaged	3PK 48 each	•	•	•	•	•	•	•	•	•	•	•	•	•
BB440R58 NRP	5/8	Packaged	3PK 48 each	•	•	•	•	•	•	•	•	•	•	•	•	•
BB440R50 NRP	5/8 x SQ	Bulk	48 each	•	•	•	•	•	•	•	•	•	•	•	•	•
BB440R00	SQ	Packaged	3PK 48 each	•	•	•	•	•	•	•	•	•	•	•	•	•
BB440R00 NRP	SQ	Packaged	3PK 48 each	•	•	•	•	•	•	•	•	•	•	•	•	•

07

## 4 x 4

### Solid Brass

- Full mortise hinge made of 3.0 mm solid brass material
- Widely used on 1-3/4" hollow, solid core or steel insulated doors
- Twist off button tips for easy upgrading to ball or steple tips
- Stainless steel pin




Product Code	Radius	Packaging	Per Case	C10B	C12	C15	C17A	C26	C26D	C2G	C32D	C3	C4	C5	CP	L1
SBB440R14C3	1/4	Assembled	100 each									•				
SBB440R14C3NRP	1/4	Assembled	100 each									•				
SBB440R58C3	5/8	Assembled	100 each									•				
SBB440R58C3NRP	5/8	Assembled	100 each									•				



## 4 x 4 Stainless Steel


- Full mortise hinge made of 3.3 mm steel material
- Widely used on 1-3/4" hollow, solid core or steel insulated doors
- Stainless steel pin



Product Code	Radius	Packaging	Per Case	C10B	C12	C15	C17A	C26	C26D	C2G	C32D	C3	C4	C5	CP	L1
BB440R14C32D	1/4	Packaged	3PK 48 each								•					
BB440R14C32D NRP	1/4	Packaged	3PK 48 each								•					
BB440R58C32D	5/8	Packaged	3PK 48 each								•					
BB440R58C32D NRP	5/8	Packaged	3PK 48 each								•					

## 4 1/2 x 4 Commercial Thick Leaf

- Full mortise template hinge made of 3.4 mm steel material
- Widely used on average and low frequency hollow, solid core wood or steel doors
- Standard weight
- Meets "ANSI" standards




Product Code	Radius	Packaging	Per Case	C10B	C12	C15	C17A	C26	C26D	C2G	C32D	C3	C4	C5	CP	L1
BB454R58	5/8	Packaged	3PK 48 each						•							
BB454R58 NRP	5/8	Packaged	3PK 48 each						•							
BB454R00	SQ	Packaged	3PK 48 each	•		•		•	•				•			•
BB454R00 NRP	SQ	Packaged	3PK 48 each	•		•		•	•				•			•



# BALL BEARING

## 4 1/2 x 4 Stainless Steel

- Full mortise template hinge made of 3.4 mm stainless steel material
- Widely used on hollow or solid core wood, steel insulated or commercial steel doors
- Standard weight
- Meets "ANSI" standards
- Stainless steel pin




Product Code	Radius	Packaging	Per Case	C10B	C12	C15	C17A	C26	C26D	C2G	C32D	C3	C4	C5	CP	L1
BB454R00C32D	SQ	Packaged   3PK	48 each								•					
BB454R00C32DNRP	SQ	Packaged   3PK	48 each								•					

09

## 4 1/2 x 4 Concealed Bearing

- Full mortise template hinge made of 3.4 mm steel material
- Widely used on average and low frequency hollow, solid core wood or steel doors
- 3 knuckle hinge for a more streamlined look
- Standard weight
- Meets "ANSI" standards




Product Code	Radius	Packaging	Per Case	C10B	C12	C15	C17A	C26	C26D	C2G	C32D	C3	C4	C5	CP	L1
CB454R00	SQ	Packaged   3PK	48 each	•		•		•	•							
CB454R00 NRP	SQ	Packaged   3PK	48 each	•		•		•	•							

## 3 1/2 x 3 1/2

Imported | UL Listed

- Full mortise spring hinge
- Widely used on wood or steel doors in residential, apartment, hotel, motel, office, and public buildings




Product Code	Radius	Packaging	Per Case	C10B	C12	C15	C17A	C26	C26D	C2G	C32D	C3	C4	C5	CP	L1
SPR350R14	1/4	Packaged   1PK	50 each	•		•			•				•			•
SPR350R58	5/8	Packaged   1PK	50 each	•		•			•				•			•

## 4 x 4

Imported | UL Listed

- Full mortise spring hinge
- Widely used on wood or steel doors in residential, apartment, hotel, motel, office, and public buildings




Product Code	Radius	Packaging	Per Case	C10B	C12	C15	C17A	C26	C26D	C2G	C32D	C3	C4	C5	CP	L1
SPR440R14	1/4	Packaged   1PK	50 each	•		•	•	•	•			•	•	•		•
SPR440R58	5/8	Packaged   1PK	50 each	•		•	•	•	•			•	•	•		•
SPR440R50 L/R	5/8 x SQ	Bulk	50 each	•		•	•	•	•			•	•	•		•

# SPRING / SELF-CLOSING

## 4 1/2 x 4

Imported | UL Listed

- Full mortise spring hinge
- Widely used on wood or steel doors in residential, apartment, hotel, motel, office, and public buildings
- Standard weight



Product Code	Radius	Packaging	Per Case	C10B	C12	C15	C17A	C26	C26D	C2G	C32D	C3	C4	C5	CP	L1
SPR454R00	SQ	Packaged   1PK	50 each	•				•	•				•			

11

## Parts For Spring Hinges

- Tension Pins
- Tension Sets
- Spare parts to be used on our Imported Spring Hinges

Product Code	Description
SPRTENPIN	Tension Pin (M) - 1,000 per Bag
SPTension Set	Tension Set - 2 Tension Pins, Allan Key, Tension Bar Set

## BALL LATCH

Drive-In/Face Plate Ball Latch



P/C: BCC10B

- Steel roller
- Full strike plate



P/C: BLCC4

- 1 x 2-1/4 Face Pate
- Steel roller
- Full strike plate



Product Code	Packaging	Per Box	Per Case	C10B	C12	C15	C17A	C26	C26D	C2G	C32D	C3	C4	C5	CP	L1
BC	Bulk	25 each	100 each	•		•	•	•	•				•			•
BLC	Bulk	25 each	100 each	•		•	•		•				•			

12

## ROLLER LATCH

- Nylon roller
- 1" x 2-1/4" face plate
- Full strike plate



P/C: RLC26D



Product Code	Packaging	Per Box	Per Case	C10B	C12	C15	C17A	C26	C26D	C2G	C32D	C3	C4	C5	CP	L1
RLC	Bulk	25 each	100 each				•	•	•				•			•

For any special requests please contact us.

Phone (604) 777-0811 | Fax (604) 777-0822 | Toll Free 1 (800) 662-1590

Email Sales@GlobalLinks.ca | Website GlobalLinks.ca



## 1" Magnet Set

- 1" magnet catch set (2 rare earth magnets, 2 cups, and 2 plates)
- Maximum direct-pull strength is 80 pounds



P/C: DA1MAG

Product Code	Packaging	Per Box	Per Case
DA1MAG	Sets   2/Set	25 sets	100 sets

## 11 Flush Bolt

6 Inch



P/C: 6FBC3

- Superior quality, smooth working
- Deep cup finger hole and double action spring for ease of operation
- Automatic holding of bolt in either projected or retracted position

12 Inch



P/C: 12FBC26D

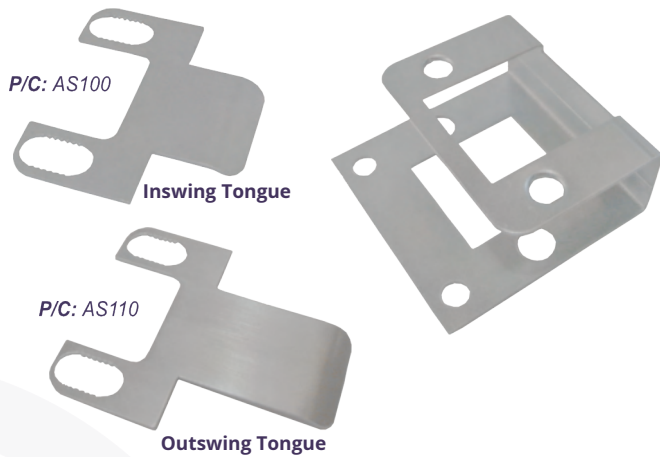
- Used as top or bottom flush bolt
- For inactive leaf of a pair of swinging fire doors

Product Code	Packaging	Per Box	Per Case
6FB	Packaged   1PK	25 each	100 each
12FB	Packaged   2PK		80 each



C10B	C12	C15	C17A	C26	C26D	C2G	C32D	C3	C4	C5	CP	L1
•	•	•	•	•	•			•	•			•
					•							


## Single Adjustable Strike



- Available in C26D finish
- Comes with either an Inswing(AS100) or Outswing(AS110) tongue
- 100 per Case

## Adjustable Strike


- For 3/4" jamb
- Supplied with standard and extended clip
- Available in C26D and C4 finishes
- 100 per Case, 10 per Box



14

## Double Adjustable Strike

- 5½" center to center Double Adjustable Striker Plate
- Comes with either an Inswing(ASD) or Outswing(ASDO) tongue
- Available in C10B, C15, C17A, C26D, and L1 finishes
- 40 per Case



# Bi-Fold Hardware



- Use on 2-panel bifold door
- Polybag hardware set with instructions



P/C: BFC2G

- Bi-Fold Hinge
- Size: 1-5/8 x 2-1/2

P/C: BFH2P

Product Code	Packaging	Per Case
BFH2P	Bags   1 Set	50 each
BFC2G	Bulk	250 each

# Door Viewer

15

- 180 degree angle of vision
- Glass lens



P/C: DV180C4



P/C: DV180C26



Product Code	Packaging	Per Box	Per Case
DV180	Packed   1 ea	50 each	200 each

C10B	C12	C15	C17A	C26	C26D	C2G	C32D	C3	C4	C5	CP	L1
•		•	•		•				•	•		

# Strike Plates

- Small and Big plates
- Small Plates (BCSP): 1-3/8 x 2-1/4
- Big Plates (DSP): 1-3/4 x 2-1/4



P/C: BCSP1

P/C: BCSPC26

P/C: BCSPC15



Product Code	Packaging	Per Case
BCSP	Bags   100 each	500 each
DSP	Bags   100 each	500 each

C10B	C12	C15	C17A	C26	C26D	C2G	C32D	C3	C4	C5	CP	L1
•		•	•		•				•	•		



## ACCEPTANCE OF ORDER

We reserve the right to decline an order, in whole or in part.

## FREIGHT

All orders are F.O.B. our warehouses. Call for prepaid policy in your area.

## PRICES

Prices are subject to change without notice. All errors and omissions are subject to correction.

## CREDIT APPROVAL / INCREASE

Acceptance of all orders is subject to approval by Global Links. Trade references and banking information must accompany orders from new accounts. An increase in credit may be denied if payments haven't previously been made within terms.

## PAST DUE ACCOUNTS

Invoices not paid within our terms will be subject to a service charge of 2% per month. A 24% per annum service charge will be added and compounded each month, thereafter until said amount is collected. Past due payments are not eligible for discount. All goods remain the property of Global Links until invoice paid.

## RETURN OF MERCHANDISE

No merchandise may be returned to Global Links without a designated RGA number. All returns must be shipped prepaid within 30 days and are subject to a minimum 20% restocking charge. The merchandise must be in saleable condition or no credit will be issued.

## FREIGHT AND SHORTAGE CLAIMS

Goods in transit are at purchaser's risk. Claims for damaged goods or shortages must be reported to the delivery carrier within 5 business days. Shortage claims must be made to Global Links within 5 working days from receipt of shipment and are subject to verification.

## PRODUCT WARRANTY

Our products are guaranteed to be free of defects in both workmanship and materials for a period of one year. This warranty does not cover defects or damage arising from improper installation, lack of or improper maintenance, improper storage, shipping and handling, ordinary wear and tear, misuse, abuse, accident, unauthorized service, or use with unauthorized products or parts. Any modification of product after leaving our warehouse will void the warranty. Liability shall be limited to the replacement of product. Cost of replacement shall not exceed original purchase price.

Written notice of damages must occur within the warranty period. The defective goods must be returned to our warehouse in Delta, BC, unless specified otherwise.

## FINISHES AS SHOWN IN CATALOG

Actual finish colors may vary from colors shown in this catalog. Reflective/Mirror finishes such as C12, C3, C3-4, and C26 will appear different in person. Finishes can be verified by ordering a sample.

*For any special requests please contact us.*

Phone (604) 777-0811 | Fax (604) 777-0822 | Toll Free 1 (800) 662-1590

Email [Sales@GlobalLinks.ca](mailto:Sales@GlobalLinks.ca) | Website [GlobalLinks.ca](http://GlobalLinks.ca)



# **THANK YOU!**

We would not be here without you! The support from all of our customers throughout the years has been beyond amazing and we'd like to thank you for supporting us!